

plas-aid

The reliable choice in portable loading systems.

PORTABILITY

VERSATILITY

ECONOMY

JL4 SERIES



Introducing the

JL4 Vacuum Loader.

Versatile, high performance
in a compact, **portable** design.

Only from Matsui.

JL4 SERIES

Take a look at what the new JL4 offers:



PACKED WITH PERFORMANCE

Now automatically feed up to six machines with an extremely economical and compact little vacuum loader. Portable, powerful and engineered for efficiency, the JL4 easily meets the needs of your demanding production line.

EASY TO MAINTAIN

You can quickly purge accumulated resin dust by simply unscrewing a cap. No time-consuming tear down to clean and re-assemble. VC units include a cyclone separator to efficiently remove dust and dramatically reduce the time spent cleaning the machine. Powerful and effective, it also reduces material entering the filter, extending the life of filter and time between cleanings.

In addition, the new filter design minimizes clogging and extends filter life, increasing the units efficiency.

A TINY FOOTPRINT

With its compact size and ability to service up to six machines at once, the JL4 helps you make the most of valuable manufacturing space.

SMART DESIGN

The JL4 includes a filter timing light that informs you when to inspect the filter for clogs. An alarm and warning lamp are also available. The unit is equipped with a quiet, efficient motor to help you keep manufacturing noise levels to a minimum.

TOUCHPAD PROGRAMMING

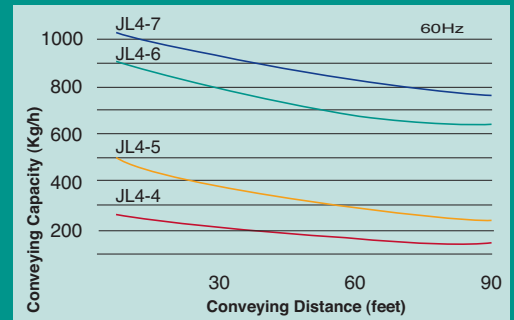
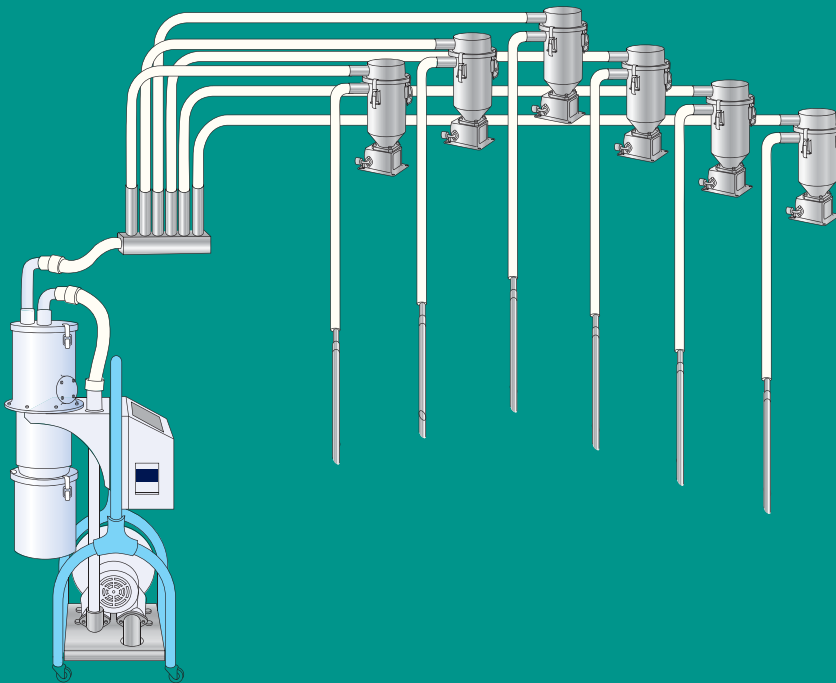
An easy-to-use touchpad simplifies programming, enabling you to preset operations, monitor settings, view progress and make changes effortlessly.



Efficient vacuum loading for up to six machines.

NOW IN A COMPACT PORTABLE DESIGN.

The versatile JL4 lets you use one loader to service up to six machines, helping you stay more competitive.



Vacuum loader capacity

These powerful loaders can send material throughout the plant with a minimum of pressure loss. Conveying capacities vary with shape and density of material, piping material and bends in the pipeline, suction nozzle type, etc.



Aero Power Hopper

Matsui's most effective hopper constantly mixes the resin and removes dust so you can create perfect parts. Available in 1, 3, 6, 9 and 18 liter units.



MVH Hopper

Unit is ideal for low volume conveying to press. Minimizes resin exposure to ambient air and moisture. Available in 3, 6, 9 and 18 liter units.



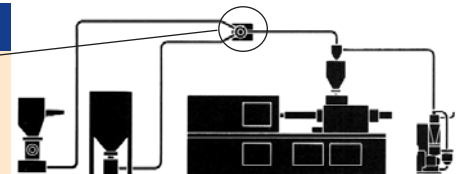
Jet Clone Hopper

Economical, efficient unit with flapper door ensuring a good seal. Minimizes resins exposure to ambient air and moisture. Available in 3, 6, 9 and 18 liter units.

REGRIND RATIO VALVE	JSV-38	JSV-50
PORT SIZE	1.5"Ø	2.0"Ø
REQUIRED AIR PRESSURE	50-70 psi	50-70 psi
DIMENSIONS (INCHES)	9.9x8.7x13.2	9.9x8.7x13.2



JSV VALVE APPLICATION



JL4 SERIES SPECIFICATIONS

JL4 MODEL	4V/4VC	5V/5VC	6VC	7VC
MAX STATIC PRESSURE PSI (kPa)	2.6 (18)	3.0 (21)	3.5 (24)	4.6 (32)
MAX AIRFLOW RATE CFM (m ³ /M)	99 (2.8)	99 (2.8)	134 (3.8)	215 (6.1)
MAX OUTPUT HP (kW)	1.5 (1.15)	2.0 (1.50)	3.4 (2.55)	6.1 (4.6)
CONVEYING HOSE	1.5 in		2.0 in	2.5 in
VACUUM HOSE	1.5 in		2.5 in	
JET CLONE (RECEIVER)	JC-3(3L); JC-6(6L); JC-9(9L)		JC-18	
SUCTION NOZZLE (STANDARD)	1.5 in		2.0 in	2.5 in
GAYLOR SUCTION NOZZLE (OPTIONAL)	1.5 in		2.0 in	2.5 in
POWER SUPPLY	AC 208, 230, 460 Volts, 60Hz 3PH			
FULL LOAD AMPS 230V/460V	10A / 5A		20A/10A	40A/20A
CONTROL VOLTAGE	AC120V			
COMPRESSED AIR REQ.	45~110 PSI / .07 cfm			
APPROX. WEIGHT LBS	V: 105 / VC: 115		152	200
APPROX. DIMENSIONS (IN)	14 x 21 x 47	14x21x47	21x23x47	22x24x48
VC DUST BOX CAPACITY F ³ (L)	.25 (7L)			

STANDARD FEATURES

Buzzer with alarm code, blower, overload, filter cleaning reminder, controller malfunction.

AVAILABLE OPTIONS

2-6 Way Conveying, Fines Cyclone Separator, Oversized Cyclone, Collection Cup (15L), Mini Vacuum Hopper, Aero Power Blending Hopper, JSV Re grind Ratio Valve, Output Signal for Batch Valve, Flashing Alarm Light



Matsui America

www.matsuiamerica.com

CHICAGO HEADQUARTERS

1250 West Lunt Avenue | Elk Grove Village, IL 60007 | T 847-290-9680 | F 847-290-9685

LOS ANGELES OFFICE

1240 North Lakeview, Suite 180 | Anaheim, CA 92807 | T 714-693-1101 | F 714-693-1345